

November 8, 2022 General Election

Absentee Ballots by Mail

Ballots mailed	563
Ballots returned and counted	508
Ballot rejected	0
FPCA mailed	10
FPCA returned and counted	3
Ballots Counted	511

Early Voting in Person

Voters who signed in	4037
Limited Voters	15
Canceled	0
Provisionals cast	1
Provisionals Counted	1
Ballots Counted	4053

Election Day

Voters who signed in	3672
Canceled	0
Provisionals cast	0
Provisionals Counted	0
Ballots Counted	3672


Total Ballots Cast **8236**

Election Reconciliation - Official Totals

County Lavaca County Election Name General Election
 Registered Voters 13,749 Election Date Nov 8, 2022

1. Voters <small>(from election rosters and lists)</small>		2. Rejected ballots		3. Counted ballots <small>(from tabulation software)</small>	
A. Early voting in person voters	4052			I. Early voting ballots counted	4052
B. Election day in person voters	3672			J. Election day ballots counted	3672
C. Mail ballot voters	511	F. Mail ballots rejected	0	K. Mail ballots counted	511
D. Provisional ballots submitted	1	G. Provisional ballots rejected	0	L. Provisional ballots counted	1
E. Total voters (A+B+C+D)	8236	H. Total ballots rejected (F+G)	0	M. Total ballots counted (I+J+K+L)	8236

4. Comparison of voters and counted ballots	
N. Difference between voters and ballots (E-H-M)	O. Difference as percentage of voters (N÷(E-H)*100)
0	0 %
P. Explanation for difference, if any	

5. Attestation		
Q. "I certify that the information contained in this document accurately reflects the official reconciliation of votes and voters from the above stated election"		
 Presiding judge signature	Michael Johnson Print name	11/17/2022 Date

6. Mail ballots	
R. Mail ballots sent	573
S. Mail ballots not returned by voter	56
T. Mail ballots surrendered	6

7. Provisional ballots	
U. Provisional ballots deemed incomplete	0

CANVASS OF GENERAL ELECTION

I, KENNY SIEGEL, COUNTY COMMISSIONER, Pct 3
(name) (office)


of LAVACA COUNTY, Texas, met with the AMY KLOESEL
(political subdivision holding election) (body acting as canvassing board)

sitting as the canvassing board to canvass the general election of NOVEMBER 8, 2022

on NOVEMBER 18, 2022 at LAVACA COUNTY Texas.

I certify that the figures on the tally sheets correspond with the figures on the returns.

Witness my hand this 18 day of November, 2022.



Presiding Officer of Canvassing Authority

CANVASS OF GENERAL ELECTION

I, EDWARD PUSTKA (name), COUNTY COMMISSIONER, PCT 1 (office)
of LAVACA COUNTY, Texas, met with the AMY KLOESEL
(political subdivision holding election) (body acting as canvassing board)
sitting as the canvassing board to canvass the general election of NOVEMBER 8 2022
on NOVEMBER 18, 20 22 at LAVACA COUNTY Texas.

I certify that the figures on the tally sheets correspond with the figures on the returns.

Witness my hand this 18 day of November, 20 22.



Presiding Officer of Canvassing Authority

Summary Report
Lavaca County
November 8, 2022 General Election

OFFICIAL RESULTS

Statistics

	TOTAL	Absentee	Early Voting	Election Day
Registered Voters - Total	13,841			
Ballots Cast - Total	8,236	511	4,053	3,672

Summary Report
 Lavaca County
 November 8, 2022 General Election

US Representative, Dist 27

Vote For 1

	TOTAL	Absentee	Early Voting	Election Day
REP Michael Cloud	7,397	375	3,663	3,359
DEM Maclovio Perez Jr.	758	128	348	282

Governor

Vote For 1

	TOTAL	Absentee	Early Voting	Election Day
REP Greg Abbott	7,380	372	3,660	3,348
DEM Beto O'Rourke	759	127	345	287
LIB Mark Tippetts	49	8	22	19
GRN Delilah Barrios	19	1	13	5
Write-In Totals	7	1	3	3
Write-In: Jacqueline Abernathy	2	1	1	0
Write-In: Non Certified	5	0	2	3
Not Assigned	0	0	0	0

Lieutenant Governor

Vote For 1

	TOTAL	Absentee	Early Voting	Election Day
REP Dan Patrick	7,225	355	3,593	3,277
DEM Mike Collier	825	140	382	303
LIB Shanna Steele	104	6	44	54

Attorney General

Vote For 1

	TOTAL	Absentee	Early Voting	Election Day
REP Ken Paxton	7,162	352	3,562	3,248
DEM Rochelle Mercedes Garza	814	137	383	294
LIB Mark Ash	132	11	57	64

Comptroller of Public Accounts

Vote For 1

	TOTAL	Absentee	Early Voting	Election Day
REP Glenn Hegar	7,303	370	3,630	3,303
DEM Janet T. Dudding	732	132	339	261
LIB V. Alonzo Echevarria-Garza	61	3	23	35

Comm. General Land Office

Vote For 1

	TOTAL	Absentee	Early Voting	Election Day
REP Dawn Buckingham	7,203	355	3,581	3,267
DEM Jay Kleberg	799	145	364	290
GRN Alfred Molison, Jr.	38	1	22	15
Write-In Totals	4	1	1	2
Write-In: Carrie Evelyn Menger	4	1	1	2
Not Assigned	0	0	0	0

Summary Report
 Lavaca County
 November 8, 2022 General Election

OFFICIAL RESULTS

Commissioner of Agriculture

Vote For 1

	TOTAL	Absentee	Early Voting	Election Day
REP Sid Miller	7,238	357	3,604	3,277
DEM Susan Hays	792	141	360	291

Railroad Commissioner

Vote For 1

	TOTAL	Absentee	Early Voting	Election Day
REP Wayne Christian	7,167	348	3,569	3,250
DEM Luke Warford	740	140	339	261
LIB Jaime Andres Diez	76	5	31	40
GRN Hunter Wayne Crow	39	3	23	13

Justice, Supreme Ct. PI. 3

Vote For 1

	TOTAL	Absentee	Early Voting	Election Day
REP Debra Lehrmann	7,208	354	3,586	3,268
DEM Erin A. Nowell	748	140	349	259
LIB Thomas Edward Oxford	70	4	34	32

Justice, Supreme Ct. PI. 5

Vote For 1

	TOTAL	Absentee	Early Voting	Election Day
REP Rebeca Huddle	7,209	354	3,596	3,259
DEM Amanda Reichel	774	141	349	284

Justice, Supreme Ct. PI. 9

Vote For 1

	TOTAL	Absentee	Early Voting	Election Day
REP Evan Young	7,195	354	3,587	3,254
DEM Julia Maldonado	770	141	349	280

Judge, Ct of Crim. Appeals, PI 5

Vote For 1

	TOTAL	Absentee	Early Voting	Election Day
REP Scott Walker	7,179	353	3,578	3,248
DEM Dana Huffman	770	136	347	287

Judge, Ct of Crim. Appeals, PI 6

Vote For 1

	TOTAL	Absentee	Early Voting	Election Day
REP Jesse F. McClure, III	7,182	343	3,579	3,260
DEM Robert Johnson	752	143	339	270

Summary Report
Lavaca County
November 8, 2022 General Election

OFFICIAL RESULTS

Member, State Board of Education, District 3

Vote For 1

	TOTAL	Absentee	Early Voting	Election Day
REP Ken Morrow	7,212	359	3,588	3,265
DEM Marisa B. Perez-Diaz	750	128	341	281

State Senator, District 18

Vote For 1

	TOTAL	Absentee	Early Voting	Election Day
REP Lois W. Kolkhorst	7,351	370	3,637	3,344
DEM Josh Tutt	723	120	339	264

Justice, 13th Court of Appeals District, Place 3

Vote For 1

	TOTAL	Absentee	Early Voting	Election Day
REP Aaron Pena	7,095	344	3,537	3,214
DEM Leticia Hinojosa	776	140	362	274

**CERTIFICATION OF UNOPPOSED COUNTY AND PRECINCT CANDIDATES
CERTIFICACIÓN DE CANDIDATOS ÚNICOS
PARA OTRAS SUBDIVISIONES POLITICAS (NO EL CONDADO)**

As the authority responsible for having the official ballot prepared, I hereby certify that the following candidates are unopposed for election to office for the election scheduled to be held on November 08, 2022.


Como autoridad a cargo de la preparación de la boleta de votación oficial, por la presente certifico que los siguientes candidatos son candidatos únicos para elección para un cargo en la elección que se llevará a cabo el November 08, 2022.

List offices and names of candidates:

Lista de cargos y nombres de los candidatos:

Office(s) Cargo(s)	Candidate(s) Candidato(s)	
County Judge	<i>Juez del condado</i>	Keith Mudd
District Clerk	<i>Secretario de distrito</i>	Lori A. Wenske
County Clerk	<i>Secretario del condado</i>	Barbara K Steffek
County Treasurer	<i>Tesorero del condado</i>	Karen Bludau
County Commissioner Precinct 2	<i>Precinto 2 del Comisionado del condado</i>	Wayne Faircloth
County Commissioner Precinct 4	<i>Precinto 4 del Comisionado del condado</i>	Dennis W. Kocian
Justice of the Peace Precinct 1	<i>Juzgado de Paz Precinto 1</i>	Steven E. Greenwell
Justice of the Peace Precinct 2	<i>Juzgado de Paz Precinto 2</i>	Travis Hill
Justice of the Peace Precinct 3	<i>Juzgado de Paz Precinto 3</i>	Mark Yackel
Justice of the Peace Precinct 4	<i>Juzgado de Paz Precinto 4</i>	Hallie Hall

Accordingly, pursuant to Section 2.056, Texas Election Code, the above candidates are declared elected and their names will be listed on the general election ballot after the contested races under the heading "Unopposed Candidates Declared Elected."



Signature (Firma)

Amy Kloesel


Printed name (Nombre en letra de molde)

Elections Administrator

Title (Puesto)

8/30/22

Date of signing (Fecha de firma)



(Seal) (sello)

Precinct 101

Statistics

	TOTAL	Absentee	Early Voting	Election Day
Registered Voters - Total	1,407			
Ballots Cast - Total	857	65	551	241

US Representative, Dist 27

Vote For 1

	TOTAL	VOTE %	Absentee	Early Voting	Election Day
REP Michael Cloud	790	93.05%	58	514	218
DEM Maclovio Perez Jr.	59	6.95%	7	31	21

Governor

Vote For 1

	TOTAL	VOTE %	Absentee	Early Voting	Election Day
REP Greg Abbott	782	91.57%	55	512	215
DEM Beto O'Rourke	63	7.38%	6	33	24
LIB Mark Tippetts	8	0.94%	3	4	1
GRN Delilah Barrios	0	0.00%	0	0	0
Write-In Totals	1	0.12%	0	0	1
Write-In: Non Certified	1	0.12%	0	0	1
Write-In: Jacqueline Abernathy	0	0.00%	0	0	0
Not Assigned	0	0.00%	0	0	0

Lieutenant Governor

Vote For 1

	TOTAL	VOTE %	Absentee	Early Voting	Election Day
REP Dan Patrick	769	91.01%	55	503	211
DEM Mike Collier	64	7.57%	9	34	21
LIB Shanna Steele	12	1.42%	0	8	4

Attorney General

Vote For 1

	TOTAL	VOTE %	Absentee	Early Voting	Election Day
REP Ken Paxton	770	91.45%	57	502	211
DEM Rochelle Mercedes Garza	60	7.13%	8	33	19
LIB Mark Ash	12	1.43%	0	7	5

Comptroller of Public Accounts

Vote For 1

	TOTAL	VOTE %	Absentee	Early Voting	Election Day
REP Glenn Hegar	768	91.87%	57	505	206
DEM Janet T. Dudding	61	7.30%	7	31	23
LIB V. Alonzo Echevarria-Garza	7	0.84%	0	5	2

Precinct 101

Comm. General Land Office

Vote For 1

	TOTAL	VOTE %	Absentee	Early Voting	Election Day
REP Dawn Buckingham	762	91.70%	56	500	206
DEM Jay Kleberg	65	7.82%	9	35	21
GRN Alfred Molison, Jr.	4	0.48%	0	3	1
Write-In Totals	0	0.00%	0	0	0
Write-In: Carrie Evelyn Menger	0	0.00%	0	0	0
Not Assigned	0	0.00%	0	0	0

Commissioner of Agriculture

Vote For 1

	TOTAL	VOTE %	Absentee	Early Voting	Election Day
REP Sid Miller	771	92.34%	54	504	213
DEM Susan Hays	64	7.66%	9	35	20

Railroad Commissioner

Vote For 1

	TOTAL	VOTE %	Absentee	Early Voting	Election Day
REP Wayne Christian	758	91.55%	55	494	209
DEM Luke Warford	62	7.49%	7	35	20
LIB Jaime Andres Diez	6	0.72%	1	4	1
GRN Hunter Wayne Crow	2	0.24%	0	1	1

Justice, Supreme Ct. Pl. 3

Vote For 1

	TOTAL	VOTE %	Absentee	Early Voting	Election Day
REP Debra Lehrmann	763	91.71%	56	497	210
DEM Erin A. Nowell	63	7.57%	8	36	19
LIB Thomas Edward Oxford	6	0.72%	0	5	1

Justice, Supreme Ct. Pl. 5

Vote For 1

	TOTAL	VOTE %	Absentee	Early Voting	Election Day
REP Rebeca Huddle	761	92.13%	55	499	207
DEM Amanda Reichel	65	7.87%	8	35	22

Justice, Supreme Ct. Pl. 9

Vote For 1

	TOTAL	VOTE %	Absentee	Early Voting	Election Day
REP Evan Young	760	92.23%	56	497	207
DEM Julia Maldonado	64	7.77%	8	36	20

Precinct 101

Judge, Ct of Crim. Appeals, PI 5

Vote For 1

	TOTAL	VOTE %	Absentee	Early Voting	Election Day
REP Scott Walker	757	92.20%	56	498	203
DEM Dana Huffman	64	7.80%	5	36	23

Judge, Ct of Crim. Appeals, PI 6

Vote For 1

	TOTAL	VOTE %	Absentee	Early Voting	Election Day
REP Jesse F. McClure, III	751	92.26%	52	496	203
DEM Robert Johnson	63	7.74%	8	34	21

Member, State Board of Education, District 3

Vote For 1

	TOTAL	VOTE %	Absentee	Early Voting	Election Day
REP Ken Morrow	764	92.94%	54	501	209
DEM Marisa B. Perez-Diaz	58	7.06%	8	32	18

State Senator, District 18

Vote For 1

	TOTAL	VOTE %	Absentee	Early Voting	Election Day
REP Lois W. Kolkhorst	778	93.06%	55	509	214
DEM Josh Tutt	58	6.94%	5	32	21

Justice, 13th Court of Appeals District, Place 3

Vote For 1

	TOTAL	VOTE %	Absentee	Early Voting	Election Day
REP Aaron Pena	750	91.91%	54	493	203
DEM Leticia Hinojosa	66	8.09%	7	37	22

Precinct 102

Statistics	TOTAL	Absentee	Early Voting	Election Day
Registered Voters - Total	1,529			
Ballots Cast - Total	941	58	630	253

US Representative, Dist 27

Vote For 1	TOTAL	VOTE %	Absentee	Early Voting	Election Day
REP Michael Cloud	815	87.54%	40	558	217
DEM Maclovio Perez Jr.	116	12.46%	17	65	34

Governor

Vote For 1	TOTAL	VOTE %	Absentee	Early Voting	Election Day
REP Greg Abbott	820	87.33%	38	563	219
DEM Beto O'Rourke	115	12.25%	19	63	33
LIB Mark Tippetts	3	0.32%	1	1	1
GRN Delilah Barrios	1	0.11%	0	1	0
Write-In Totals	0	0.00%	0	0	0
Write-In: Jacqueline Abernathy	0	0.00%	0	0	0
Write-In: Non Certified	0	0.00%	0	0	0
Not Assigned	0	0.00%	0	0	0

Lieutenant Governor

Vote For 1	TOTAL	VOTE %	Absentee	Early Voting	Election Day
REP Dan Patrick	802	85.78%	36	552	214
DEM Mike Collier	121	12.94%	21	67	33
LIB Shanna Steele	12	1.28%	0	7	5

Attorney General

Vote For 1	TOTAL	VOTE %	Absentee	Early Voting	Election Day
REP Ken Paxton	798	85.17%	36	550	212
DEM Rochelle Mercedes Garza	125	13.34%	21	70	34
LIB Mark Ash	14	1.49%	0	8	6

Comptroller of Public Accounts

Vote For 1	TOTAL	VOTE %	Absentee	Early Voting	Election Day
REP Glenn Hegar	805	86.65%	39	554	212
DEM Janet T. Dudding	119	12.81%	19	66	34
LIB V. Alonzo Echevarria-Garza	5	0.54%	0	1	4

Precinct 102

Comm. General Land Office

Vote For 1

	TOTAL	VOTE %	Absentee	Early Voting	Election Day
REP Dawn Buckingham	788	85.56%	37	541	210
DEM Jay Kleberg	130	14.12%	21	70	39
GRN Alfred Molison, Jr.	3	0.33%	0	3	0
Write-In Totals	0	0.00%	0	0	0
Write-In: Carrie Evelyn Menger	0	0.00%	0	0	0
Not Assigned	0	0.00%	0	0	0

Commissioner of Agriculture

Vote For 1

	TOTAL	VOTE %	Absentee	Early Voting	Election Day
REP Sid Miller	798	86.83%	38	548	212
DEM Susan Hays	121	13.17%	20	64	37

Railroad Commissioner

Vote For 1

	TOTAL	VOTE %	Absentee	Early Voting	Election Day
REP Wayne Christian	793	86.57%	37	542	214
DEM Luke Warford	114	12.45%	18	64	32
LIB Jaime Andres Diez	5	0.55%	0	3	2
GRN Hunter Wayne Crow	4	0.44%	0	3	1

Justice, Supreme Ct. Pl. 3

Vote For 1

	TOTAL	VOTE %	Absentee	Early Voting	Election Day
REP Debra Lehrmann	797	87.20%	38	547	212
DEM Erin A. Nowell	110	12.04%	17	61	32
LIB Thomas Edward Oxford	7	0.77%	0	4	3

Justice, Supreme Ct. Pl. 5

Vote For 1

	TOTAL	VOTE %	Absentee	Early Voting	Election Day
REP Rebeca Huddle	797	87.39%	37	547	213
DEM Amanda Reichel	115	12.61%	18	63	34

Justice, Supreme Ct. Pl. 9

Vote For 1

	TOTAL	VOTE %	Absentee	Early Voting	Election Day
REP Evan Young	794	87.44%	36	546	212
DEM Julia Maldonado	114	12.56%	18	61	35

Precinct 102

Judge, Ct of Crim. Appeals, PI 5

Vote For 1

	TOTAL	VOTE %	Absentee	Early Voting	Election Day
REP Scott Walker	790	87.00%	36	543	211
DEM Dana Huffman	118	13.00%	18	63	37

Judge, Ct of Crim. Appeals, PI 6

Vote For 1

	TOTAL	VOTE %	Absentee	Early Voting	Election Day
REP Jesse F. McClure, III	786	86.85%	35	541	210
DEM Robert Johnson	119	13.15%	20	61	38

Member, State Board of Education, District 3

Vote For 1

	TOTAL	VOTE %	Absentee	Early Voting	Election Day
REP Ken Morrow	797	87.58%	38	545	214
DEM Marisa B. Perez-Diaz	113	12.42%	17	62	34

State Senator, District 18

Vote For 1

	TOTAL	VOTE %	Absentee	Early Voting	Election Day
REP Lois W. Kolkhorst	809	87.84%	40	551	218
DEM Josh Tutt	112	12.16%	16	63	33

Justice, 13th Court of Appeals District, Place 3

Vote For 1

	TOTAL	VOTE %	Absentee	Early Voting	Election Day
REP Aaron Pena	781	87.26%	33	541	207
DEM Leticia Hinojosa	114	12.74%	19	63	32

Precinct 208

Statistics

	TOTAL	Absentee	Early Voting	Election Day
Registered Voters - Total	738			
Ballots Cast - Total	507	16	226	265

US Representative, Dist 27

Vote For 1

	TOTAL	VOTE %	Absentee	Early Voting	Election Day
REP Michael Cloud	454	90.08%	14	196	244
DEM Maclovio Perez Jr.	50	9.92%	2	29	19

Governor

Vote For 1

	TOTAL	VOTE %	Absentee	Early Voting	Election Day
REP Greg Abbott	450	88.93%	14	195	241
DEM Beto O'Rourke	50	9.88%	2	27	21
LIB Mark Tippetts	3	0.59%	0	1	2
GRN Delilah Barrios	3	0.59%	0	2	1
Write-In Totals	0	0.00%	0	0	0
Write-In: Jacqueline Abernathy	0	0.00%	0	0	0
Write-In: Non Certified	0	0.00%	0	0	0
Not Assigned	0	0.00%	0	0	0

Lieutenant Governor

Vote For 1

	TOTAL	VOTE %	Absentee	Early Voting	Election Day
REP Dan Patrick	443	87.90%	13	194	236
DEM Mike Collier	53	10.52%	2	29	22
LIB Shanna Steele	8	1.59%	0	2	6

Attorney General

Vote For 1

	TOTAL	VOTE %	Absentee	Early Voting	Election Day
REP Ken Paxton	442	88.58%	13	188	241
DEM Rochelle Mercedes Garza	51	10.22%	2	31	18
LIB Mark Ash	6	1.20%	0	3	3

Comptroller of Public Accounts

Vote For 1

	TOTAL	VOTE %	Absentee	Early Voting	Election Day
REP Glenn Hegar	446	89.56%	14	193	239
DEM Janet T. Dudding	47	9.44%	2	28	17
LIB V. Alonzo Echevarria-Garza	5	1.00%	0	1	4

Precinct 208

Comm. General Land Office

Vote For 1

	TOTAL	VOTE %	Absentee	Early Voting	Election Day
REP Dawn Buckingham	444	89.88%	13	191	240
DEM Jay Kleberg	47	9.51%	3	29	15
GRN Alfred Molison, Jr.	3	0.61%	0	1	2
Write-In Totals	0	0.00%	0	0	0
Write-In: Carrie Evelyn Menger	0	0.00%	0	0	0
Not Assigned	0	0.00%	0	0	0

Commissioner of Agriculture

Vote For 1

	TOTAL	VOTE %	Absentee	Early Voting	Election Day
REP Sid Miller	444	90.06%	13	191	240
DEM Susan Hays	49	9.94%	2	29	18

Railroad Commissioner

Vote For 1

	TOTAL	VOTE %	Absentee	Early Voting	Election Day
REP Wayne Christian	439	89.41%	13	188	238
DEM Luke Warford	46	9.37%	3	27	16
LIB Jaime Andres Diez	4	0.81%	0	1	3
GRN Hunter Wayne Crow	2	0.41%	0	2	0

Justice, Supreme Ct. Pl. 3

Vote For 1

	TOTAL	VOTE %	Absentee	Early Voting	Election Day
REP Debra Lehrmann	439	89.23%	13	191	235
DEM Erin A. Nowell	49	9.96%	3	27	19
LIB Thomas Edward Oxford	4	0.81%	0	1	3

Justice, Supreme Ct. Pl. 5

Vote For 1

	TOTAL	VOTE %	Absentee	Early Voting	Election Day
REP Rebeca Huddle	443	90.22%	13	193	237
DEM Amanda Reichel	48	9.78%	3	26	19

Justice, Supreme Ct. Pl. 9

Vote For 1

	TOTAL	VOTE %	Absentee	Early Voting	Election Day
REP Evan Young	440	89.80%	13	189	238
DEM Julia Maldonado	50	10.20%	3	29	18

Precinct 208

Judge, Ct of Crim. Appeals, PI 5

Vote For 1

	TOTAL	VOTE %	Absentee	Early Voting	Election Day
REP Scott Walker	435	89.51%	14	183	238
DEM Dana Huffman	51	10.49%	2	30	19

Judge, Ct of Crim. Appeals, PI 6

Vote For 1

	TOTAL	VOTE %	Absentee	Early Voting	Election Day
REP Jesse F. McClure, III	434	89.48%	13	185	236
DEM Robert Johnson	51	10.52%	3	30	18

Member, State Board of Education, District 3

Vote For 1

	TOTAL	VOTE %	Absentee	Early Voting	Election Day
REP Ken Morrow	439	90.52%	14	186	239
DEM Marisa B. Perez-Diaz	46	9.48%	1	28	17

State Senator, District 18

Vote For 1

	TOTAL	VOTE %	Absentee	Early Voting	Election Day
REP Lois W. Kolkhorst	449	90.34%	15	189	245
DEM Josh Tutt	48	9.66%	1	31	16

Justice, 13th Court of Appeals District, Place 3

Vote For 1

	TOTAL	VOTE %	Absentee	Early Voting	Election Day
REP Aaron Pena	424	89.08%	12	180	232
DEM Leticia Hinojosa	52	10.92%	3	32	17

Precinct 309

Statistics

	TOTAL	Absentee	Early Voting	Election Day
Registered Voters - Total	1,408			
Ballots Cast - Total	819	50	265	504

US Representative, Dist 27

Vote For 1

	TOTAL	VOTE %	Absentee	Early Voting	Election Day
REP Michael Cloud	753	92.73%	35	247	471
DEM Maclovio Perez Jr.	59	7.27%	15	13	31

Governor

Vote For 1

	TOTAL	VOTE %	Absentee	Early Voting	Election Day
REP Greg Abbott	748	91.44%	36	242	470
DEM Beto O'Rourke	61	7.46%	13	17	31
LIB Mark Tippetts	8	0.98%	0	5	3
GRN Delilah Barrios	1	0.12%	0	1	0
Write-In Totals	0	0.00%	0	0	0
Write-In: Jacqueline Abernathy	0	0.00%	0	0	0
Write-In: Non Certified	0	0.00%	0	0	0
Not Assigned	0	0.00%	0	0	0

Lieutenant Governor

Vote For 1

	TOTAL	VOTE %	Absentee	Early Voting	Election Day
REP Dan Patrick	731	89.80%	34	237	460
DEM Mike Collier	70	8.60%	15	23	32
LIB Shanna Steele	13	1.60%	0	4	9

Attorney General

Vote For 1

	TOTAL	VOTE %	Absentee	Early Voting	Election Day
REP Ken Paxton	724	89.49%	33	235	456
DEM Rochelle Mercedes Garza	65	8.03%	15	17	33
LIB Mark Ash	20	2.47%	1	9	10

Comptroller of Public Accounts

Vote For 1

	TOTAL	VOTE %	Absentee	Early Voting	Election Day
REP Glenn Hegar	746	92.21%	35	245	466
DEM Janet T. Dudding	54	6.67%	14	15	25
LIB V. Alonzo Echevarria-Garza	9	1.11%	0	2	7

Precinct 309

Comm. General Land Office

Vote For 1

	TOTAL	VOTE %	Absentee	Early Voting	Election Day
REP Dawn Buckingham	738	91.22%	32	240	466
DEM Jay Kleberg	65	8.03%	17	17	31
GRN Alfred Molison, Jr.	5	0.62%	0	4	1
Write-In Totals	1	0.12%	0	0	1
Write-In: Carrie Evelyn Menger	1	0.12%	0	0	1
Not Assigned	0	0.00%	0	0	0

Commissioner of Agriculture

Vote For 1

	TOTAL	VOTE %	Absentee	Early Voting	Election Day
REP Sid Miller	737	91.67%	31	242	464
DEM Susan Hays	67	8.33%	18	17	32

Railroad Commissioner

Vote For 1

	TOTAL	VOTE %	Absentee	Early Voting	Election Day
REP Wayne Christian	730	91.02%	32	241	457
DEM Luke Warford	59	7.36%	17	13	29
LIB Jaime Andres Diez	12	1.50%	0	3	9
GRN Hunter Wayne Crow	1	0.12%	0	0	1

Justice, Supreme Ct. Pl. 3

Vote For 1

	TOTAL	VOTE %	Absentee	Early Voting	Election Day
REP Debra Lehrmann	734	91.75%	31	240	463
DEM Erin A. Nowell	57	7.12%	17	14	26
LIB Thomas Edward Oxford	9	1.12%	0	3	6

Justice, Supreme Ct. Pl. 5

Vote For 1

	TOTAL	VOTE %	Absentee	Early Voting	Election Day
REP Rebeca Huddle	738	92.37%	31	242	465
DEM Amanda Reichel	61	7.63%	17	14	30

Justice, Supreme Ct. Pl. 9

Vote For 1

	TOTAL	VOTE %	Absentee	Early Voting	Election Day
REP Evan Young	734	91.86%	31	241	462
DEM Julia Maldonado	65	8.14%	17	16	32

Precinct 309

Judge, Ct of Crim. Appeals, PI 5

Vote For 1

	TOTAL	VOTE %	Absentee	Early Voting	Election Day
REP Scott Walker	739	92.72%	32	243	464
DEM Dana Huffman	58	7.28%	16	12	30

Judge, Ct of Crim. Appeals, PI 6

Vote For 1

	TOTAL	VOTE %	Absentee	Early Voting	Election Day
REP Jesse F. McClure, III	740	92.62%	31	244	465
DEM Robert Johnson	59	7.38%	17	13	29

Member, State Board of Education, District 3

Vote For 1

	TOTAL	VOTE %	Absentee	Early Voting	Election Day
REP Ken Morrow	738	92.37%	34	244	460
DEM Marisa B. Perez-Diaz	61	7.63%	14	14	33

State Senator, District 18

Vote For 1

	TOTAL	VOTE %	Absentee	Early Voting	Election Day
REP Lois W. Kolkhorst	751	93.06%	38	246	467
DEM Josh Tutt	56	6.94%	12	13	31

Justice, 13th Court of Appeals District, Place 3

Vote For 1

	TOTAL	VOTE %	Absentee	Early Voting	Election Day
REP Aaron Pena	730	92.29%	32	239	459
DEM Leticia Hinojosa	61	7.71%	16	13	32

Precinct 311

Statistics

	TOTAL	Absentee	Early Voting	Election Day
Registered Voters - Total	802			
Ballots Cast - Total	455	28	199	228

US Representative, Dist 27

Vote For 1

	TOTAL	VOTE %	Absentee	Early Voting	Election Day
REP Michael Cloud	413	91.17%	15	181	217
DEM Maclovio Perez Jr.	40	8.83%	12	17	11

Governor

Vote For 1

	TOTAL	VOTE %	Absentee	Early Voting	Election Day
REP Greg Abbott	415	91.41%	16	185	214
DEM Beto O'Rourke	37	8.15%	12	14	11
LIB Mark Tippetts	2	0.44%	0	0	2
GRN Delilah Barrios	0	0.00%	0	0	0
Write-In Totals	0	0.00%	0	0	0
Write-In: Jacqueline Abernathy	0	0.00%	0	0	0
Write-In: Non Certified	0	0.00%	0	0	0
Not Assigned	0	0.00%	0	0	0

Lieutenant Governor

Vote For 1

	TOTAL	VOTE %	Absentee	Early Voting	Election Day
REP Dan Patrick	403	89.96%	16	177	210
DEM Mike Collier	40	8.93%	12	17	11
LIB Shanna Steele	5	1.12%	0	2	3

Attorney General

Vote For 1

	TOTAL	VOTE %	Absentee	Early Voting	Election Day
REP Ken Paxton	398	89.04%	16	172	210
DEM Rochelle Mercedes Garza	42	9.40%	11	19	12
LIB Mark Ash	7	1.57%	1	3	3

Comptroller of Public Accounts

Vote For 1

	TOTAL	VOTE %	Absentee	Early Voting	Election Day
REP Glenn Hegar	409	90.89%	16	182	211
DEM Janet T. Dudding	39	8.67%	12	14	13
LIB V. Alonzo Echevarria-Garza	2	0.44%	0	0	2

Precinct 311

Comm. General Land Office

Vote For 1

	TOTAL	VOTE %	Absentee	Early Voting	Election Day
REP Dawn Buckingham	402	89.73%	16	177	209
DEM Jay Kleberg	43	9.60%	12	18	13
GRN Alfred Molison, Jr.	3	0.67%	0	1	2
Write-In Totals	0	0.00%	0	0	0
Write-In: Carrie Evelyn Menger	0	0.00%	0	0	0
Not Assigned	0	0.00%	0	0	0

Commissioner of Agriculture

Vote For 1

	TOTAL	VOTE %	Absentee	Early Voting	Election Day
REP Sid Miller	411	91.74%	18	181	212
DEM Susan Hays	37	8.26%	10	15	12

Railroad Commissioner

Vote For 1

	TOTAL	VOTE %	Absentee	Early Voting	Election Day
REP Wayne Christian	408	90.67%	16	179	213
DEM Luke Warford	36	8.00%	12	15	9
LIB Jaime Andres Diez	4	0.89%	0	2	2
GRN Hunter Wayne Crow	2	0.44%	0	1	1

Justice, Supreme Ct. Pl. 3

Vote For 1

	TOTAL	VOTE %	Absentee	Early Voting	Election Day
REP Debra Lehrmann	404	90.58%	16	179	209
DEM Erin A. Nowell	38	8.52%	12	16	10
LIB Thomas Edward Oxford	4	0.90%	0	1	3

Justice, Supreme Ct. Pl. 5

Vote For 1

	TOTAL	VOTE %	Absentee	Early Voting	Election Day
REP Rebeca Huddle	407	91.46%	16	181	210
DEM Amanda Reichek	38	8.54%	12	15	11

Justice, Supreme Ct. Pl. 9

Vote For 1

	TOTAL	VOTE %	Absentee	Early Voting	Election Day
REP Evan Young	407	91.26%	16	181	210
DEM Julia Maldonado	39	8.74%	12	15	12

Precinct 311

Judge, Ct of Crim. Appeals, PI 5

Vote For 1

	TOTAL	VOTE %	Absentee	Early Voting	Election Day
REP Scott Walker	407	91.46%	15	182	210
DEM Dana Huffman	38	8.54%	12	14	12

Judge, Ct of Crim. Appeals, PI 6

Vote For 1

	TOTAL	VOTE %	Absentee	Early Voting	Election Day
REP Jesse F. McClure, III	408	91.69%	16	181	211
DEM Robert Johnson	37	8.31%	12	15	10

Member, State Board of Education, District 3

Vote For 1

	TOTAL	VOTE %	Absentee	Early Voting	Election Day
REP Ken Morrow	407	91.46%	17	182	208
DEM Marisa B. Perez-Diaz	38	8.54%	10	14	14

State Senator, District 18

Vote For 1

	TOTAL	VOTE %	Absentee	Early Voting	Election Day
REP Lois W. Kolkhorst	415	92.02%	16	183	216
DEM Josh Tutt	36	7.98%	11	15	10

Justice, 13th Court of Appeals District, Place 3

Vote For 1

	TOTAL	VOTE %	Absentee	Early Voting	Election Day
REP Aaron Pena	400	91.12%	16	177	207
DEM Leticia Hinojosa	39	8.88%	12	16	11

Precinct 416

Statistics	TOTAL	Absentee	Early Voting	Election Day
Registered Voters - Total	785			
Ballots Cast - Total	504	21	267	216

US Representative, Dist 27

Vote For 1	TOTAL	VOTE %	Absentee	Early Voting	Election Day
REP Michael Cloud	469	93.61%	19	246	204
DEM Maclovio Perez Jr.	32	6.39%	1	19	12

Governor

Vote For 1	TOTAL	VOTE %	Absentee	Early Voting	Election Day
REP Greg Abbott	467	93.40%	19	245	203
DEM Beto O'Rourke	32	6.40%	1	20	11
LIB Mark Tippetts	1	0.20%	1	0	0
GRN Delilah Barrios	0	0.00%	0	0	0
Write-In Totals	0	0.00%	0	0	0
Write-In: Jacqueline Abernathy	0	0.00%	0	0	0
Write-In: Non Certified	0	0.00%	0	0	0
Not Assigned	0	0.00%	0	0	0

Lieutenant Governor

Vote For 1	TOTAL	VOTE %	Absentee	Early Voting	Election Day
REP Dan Patrick	459	91.98%	18	241	200
DEM Mike Collier	35	7.01%	1	22	12
LIB Shanna Steele	5	1.00%	1	2	2

Attorney General

Vote For 1	TOTAL	VOTE %	Absentee	Early Voting	Election Day
REP Ken Paxton	461	92.02%	18	243	200
DEM Rochelle Mercedes Garza	34	6.79%	1	20	13
LIB Mark Ash	6	1.20%	2	4	0

Comptroller of Public Accounts

Vote For 1	TOTAL	VOTE %	Absentee	Early Voting	Election Day
REP Glenn Hegar	465	94.32%	19	247	199
DEM Janet T. Dudding	27	5.48%	1	18	8
LIB V. Alonzo Echevarria-Garza	1	0.20%	1	0	0

Precinct 416

Comm. General Land Office

Vote For 1

	TOTAL	VOTE %	Absentee	Early Voting	Election Day
REP Dawn Buckingham	458	93.09%	19	243	196
DEM Jay Kleberg	34	6.91%	1	19	14
GRN Alfred Molison, Jr.	0	0.00%	0	0	0
Write-In Totals	0	0.00%	0	0	0
Write-In: Carrie Evelyn Menger	0	0.00%	0	0	0
Not Assigned	0	0.00%	0	0	0

Commissioner of Agriculture

Vote For 1

	TOTAL	VOTE %	Absentee	Early Voting	Election Day
REP Sid Miller	461	94.08%	18	245	198
DEM Susan Hays	29	5.92%	2	18	9

Railroad Commissioner

Vote For 1

	TOTAL	VOTE %	Absentee	Early Voting	Election Day
REP Wayne Christian	458	93.28%	19	243	196
DEM Luke Warford	29	5.91%	1	18	10
LIB Jaime Andres Diez	3	0.61%	1	2	0
GRN Hunter Wayne Crow	1	0.20%	0	0	1

Justice, Supreme Ct. Pl. 3

Vote For 1

	TOTAL	VOTE %	Absentee	Early Voting	Election Day
REP Debra Lehrmann	455	92.48%	18	243	194
DEM Erin A. Nowell	32	6.50%	2	19	11
LIB Thomas Edward Oxford	5	1.02%	1	3	1

Justice, Supreme Ct. Pl. 5

Vote For 1

	TOTAL	VOTE %	Absentee	Early Voting	Election Day
REP Rebeca Huddle	452	93.39%	18	242	192
DEM Amanda Reichek	32	6.61%	2	19	11

Justice, Supreme Ct. Pl. 9

Vote For 1

	TOTAL	VOTE %	Absentee	Early Voting	Election Day
REP Evan Young	457	94.23%	19	245	193
DEM Julia Maldonado	28	5.77%	1	18	9

Precinct 416

Judge, Ct of Crim. Appeals, PI 5

Vote For 1

	TOTAL	VOTE %	Absentee	Early Voting	Election Day
REP Scott Walker	455	93.81%	19	243	193
DEM Dana Huffman	30	6.19%	1	19	10

Judge, Ct of Crim. Appeals, PI 6

Vote For 1

	TOTAL	VOTE %	Absentee	Early Voting	Election Day
REP Jesse F. McClure, III	455	94.20%	18	244	193
DEM Robert Johnson	28	5.80%	2	18	8

Member, State Board of Education, District 3

Vote For 1

	TOTAL	VOTE %	Absentee	Early Voting	Election Day
REP Ken Morrow	455	93.81%	18	241	196
DEM Marisa B. Perez-Diaz	30	6.19%	1	19	10

State Senator, District 18

Vote For 1

	TOTAL	VOTE %	Absentee	Early Voting	Election Day
REP Lois W. Kolkhorst	464	93.74%	20	245	199
DEM Josh Tutt	31	6.26%	1	20	10

Justice, 13th Court of Appeals District, Place 3

Vote For 1

	TOTAL	VOTE %	Absentee	Early Voting	Election Day
REP Aaron Pena	451	93.76%	18	241	192
DEM Leticia Hinojosa	30	6.24%	1	18	11

Precinct 119

Statistics

	TOTAL	Absentee	Early Voting	Election Day
Registered Voters - Total	794			
Ballots Cast - Total	499	35	333	131

US Representative, Dist 27

Vote For 1

	TOTAL	VOTE %	Absentee	Early Voting	Election Day
REP Michael Cloud	455	91.55%	22	309	124
DEM Maclovio Perez Jr.	42	8.45%	13	22	7

Governor

Vote For 1

	TOTAL	VOTE %	Absentee	Early Voting	Election Day
REP Greg Abbott	453	91.15%	20	311	122
DEM Beto O'Rourke	42	8.45%	13	20	9
LIB Mark Tippetts	2	0.40%	2	0	0
GRN Delilah Barrios	0	0.00%	0	0	0
Write-In Totals	0	0.00%	0	0	0
Write-In: Jacqueline Abernathy	0	0.00%	0	0	0
Write-In: Non Certified	0	0.00%	0	0	0
Not Assigned	0	0.00%	0	0	0

Lieutenant Governor

Vote For 1

	TOTAL	VOTE %	Absentee	Early Voting	Election Day
REP Dan Patrick	452	90.95%	20	310	122
DEM Mike Collier	41	8.25%	13	20	8
LIB Shanna Steele	4	0.80%	2	1	1

Attorney General

Vote For 1

	TOTAL	VOTE %	Absentee	Early Voting	Election Day
REP Ken Paxton	450	90.91%	20	308	122
DEM Rochelle Mercedes Garza	41	8.28%	13	21	7
LIB Mark Ash	4	0.81%	2	1	1

Comptroller of Public Accounts

Vote For 1

	TOTAL	VOTE %	Absentee	Early Voting	Election Day
REP Glenn Hegar	455	91.92%	22	309	124
DEM Janet T. Dudding	40	8.08%	13	20	7
LIB V. Alonzo Echevarria-Garza	0	0.00%	0	0	0

Precinct 119

Comm. General Land Office

Vote For 1

	TOTAL	VOTE %	Absentee	Early Voting	Election Day
REP Dawn Buckingham	446	90.65%	21	304	121
DEM Jay Kleberg	44	8.94%	13	22	9
GRN Alfred Molison, Jr.	2	0.41%	0	1	1
Write-In Totals	0	0.00%	0	0	0
Write-In: Carrie Evelyn Menger	0	0.00%	0	0	0
Not Assigned	0	0.00%	0	0	0

Commissioner of Agriculture

Vote For 1

	TOTAL	VOTE %	Absentee	Early Voting	Election Day
REP Sid Miller	448	91.24%	22	304	122
DEM Susan Hays	43	8.76%	12	22	9

Railroad Commissioner

Vote For 1

	TOTAL	VOTE %	Absentee	Early Voting	Election Day
REP Wayne Christian	445	91.00%	19	304	122
DEM Luke Warford	40	8.18%	12	21	7
LIB Jaime Andres Diez	0	0.00%	0	0	0
GRN Hunter Wayne Crow	4	0.82%	3	0	1

Justice, Supreme Ct. Pl. 3

Vote For 1

	TOTAL	VOTE %	Absentee	Early Voting	Election Day
REP Debra Lehrmann	449	91.45%	22	307	120
DEM Erin A. Nowell	41	8.35%	13	19	9
LIB Thomas Edward Oxford	1	0.20%	0	0	1

Justice, Supreme Ct. Pl. 5

Vote For 1

	TOTAL	VOTE %	Absentee	Early Voting	Election Day
REP Rebeca Huddle	443	90.97%	21	303	119
DEM Amanda Reichel	44	9.03%	14	22	8

Justice, Supreme Ct. Pl. 9

Vote For 1

	TOTAL	VOTE %	Absentee	Early Voting	Election Day
REP Evan Young	443	91.53%	22	300	121
DEM Julia Maldonado	41	8.47%	13	20	8

Precinct 119

Judge, Ct of Crim. Appeals, PI 5

Vote For 1

	TOTAL	VOTE %	Absentee	Early Voting	Election Day
REP Scott Walker	445	91.38%	22	304	119
DEM Dana Huffman	42	8.62%	13	20	9

Judge, Ct of Crim. Appeals, PI 6

Vote For 1

	TOTAL	VOTE %	Absentee	Early Voting	Election Day
REP Jesse F. McClure, III	443	91.34%	20	301	122
DEM Robert Johnson	42	8.66%	14	22	6

Member, State Board of Education, District 3

Vote For 1

	TOTAL	VOTE %	Absentee	Early Voting	Election Day
REP Ken Morrow	447	92.36%	21	304	122
DEM Marisa B. Perez-Diaz	37	7.64%	12	18	7

State Senator, District 18

Vote For 1

	TOTAL	VOTE %	Absentee	Early Voting	Election Day
REP Lois W. Kolkhorst	452	91.50%	20	308	124
DEM Josh Tutt	42	8.50%	15	20	7

Justice, 13th Court of Appeals District, Place 3

Vote For 1

	TOTAL	VOTE %	Absentee	Early Voting	Election Day
REP Aaron Pena	439	91.27%	22	298	119
DEM Leticia Hinojosa	42	8.73%	13	21	8

Precinct 223

Statistics	TOTAL	Absentee	Early Voting	Election Day
Registered Voters - Total	1,285			
Ballots Cast - Total	784	53	247	484

US Representative, Dist 27

Vote For 1	TOTAL	VOTE %	Absentee	Early Voting	Election Day
REP Michael Cloud	713	92.12%	36	227	450
DEM Maclovio Perez Jr.	61	7.88%	16	20	25

Governor

Vote For 1	TOTAL	VOTE %	Absentee	Early Voting	Election Day
REP Greg Abbott	717	91.69%	37	225	455
DEM Beto O'Rourke	58	7.42%	16	19	23
LIB Mark Tippetts	3	0.38%	0	1	2
GRN Delilah Barrios	4	0.51%	0	2	2
Write-In Totals	0	0.00%	0	0	0
Write-In: Jacqueline Abernathy	0	0.00%	0	0	0
Write-In: Non Certified	0	0.00%	0	0	0
Not Assigned	0	0.00%	0	0	0

Lieutenant Governor

Vote For 1	TOTAL	VOTE %	Absentee	Early Voting	Election Day
REP Dan Patrick	693	89.65%	36	220	437
DEM Mike Collier	68	8.80%	17	22	29
LIB Shanna Steele	12	1.55%	0	3	9

Attorney General

Vote For 1	TOTAL	VOTE %	Absentee	Early Voting	Election Day
REP Ken Paxton	687	89.45%	34	220	433
DEM Rochelle Mercedes Garza	65	8.46%	16	23	26
LIB Mark Ash	16	2.08%	2	2	12

Comptroller of Public Accounts

Vote For 1	TOTAL	VOTE %	Absentee	Early Voting	Election Day
REP Glenn Hegar	702	91.41%	36	224	442
DEM Janet T. Dudding	61	7.94%	16	21	24
LIB V. Alonzo Echevarria-Garza	5	0.65%	1	1	3

Precinct 223

Comm. General Land Office

Vote For 1

	TOTAL	VOTE %	Absentee	Early Voting	Election Day
REP Dawn Buckingham	693	91.18%	33	222	438
DEM Jay Kleberg	61	8.03%	18	18	25
GRN Alfred Molison, Jr.	5	0.66%	0	3	2
Write-In Totals	1	0.13%	0	0	1
Write-In: Carrie Evelyn Menger	1	0.13%	0	0	1
Not Assigned	0	0.00%	0	0	0

Commissioner of Agriculture

Vote For 1

	TOTAL	VOTE %	Absentee	Early Voting	Election Day
REP Sid Miller	696	91.58%	36	221	439
DEM Susan Hays	64	8.42%	17	23	24

Railroad Commissioner

Vote For 1

	TOTAL	VOTE %	Absentee	Early Voting	Election Day
REP Wayne Christian	689	90.66%	34	224	431
DEM Luke Warford	60	7.89%	17	19	24
LIB Jaime Andres Diez	5	0.66%	0	1	4
GRN Hunter Wayne Crow	6	0.79%	0	2	4

Justice, Supreme Ct. PI. 3

Vote For 1

	TOTAL	VOTE %	Absentee	Early Voting	Election Day
REP Debra Lehrmann	688	90.53%	33	221	434
DEM Erin A. Nowell	66	8.68%	18	22	26
LIB Thomas Edward Oxford	6	0.79%	0	2	4

Justice, Supreme Ct. PI. 5

Vote For 1

	TOTAL	VOTE %	Absentee	Early Voting	Election Day
REP Rebeca Huddle	689	91.02%	33	223	433
DEM Amanda Reichel	68	8.98%	18	21	29

Justice, Supreme Ct. PI. 9

Vote For 1

	TOTAL	VOTE %	Absentee	Early Voting	Election Day
REP Evan Young	691	91.28%	34	225	432
DEM Julia Maldonado	66	8.72%	18	20	28

Precinct 223

Judge, Ct of Crim. Appeals, PI 5

Vote For 1

	TOTAL	VOTE %	Absentee	Early Voting	Election Day
REP Scott Walker	682	91.05%	32	221	429
DEM Dana Huffman	67	8.95%	17	21	29

Judge, Ct of Crim. Appeals, PI 6

Vote For 1

	TOTAL	VOTE %	Absentee	Early Voting	Election Day
REP Jesse F. McClure, III	685	91.46%	32	221	432
DEM Robert Johnson	64	8.54%	16	21	27

Member, State Board of Education, District 3

Vote For 1

	TOTAL	VOTE %	Absentee	Early Voting	Election Day
REP Ken Morrow	692	91.53%	32	222	438
DEM Marisa B. Perez-Diaz	64	8.47%	17	21	26

State Senator, District 18

Vote For 1

	TOTAL	VOTE %	Absentee	Early Voting	Election Day
REP Lois W. Kolkhorst	708	92.43%	34	226	448
DEM Josh Tutt	58	7.57%	16	19	23

Justice, 13th Court of Appeals District, Place 3

Vote For 1

	TOTAL	VOTE %	Absentee	Early Voting	Election Day
REP Aaron Pena	678	91.50%	31	219	428
DEM Leticia Hinojosa	63	8.50%	17	22	24

Precinct Report
 Lavaca County
 November 8, 2022 General Election

Precinct 329

Statistics

	TOTAL	Absentee	Early Voting	Election Day
Registered Voters - Total	1,473			
Ballots Cast - Total	865	53	357	455

US Representative, Dist 27

Vote For 1

	TOTAL	VOTE %	Absentee	Early Voting	Election Day
REP Michael Cloud	775	90.54%	36	319	420
DEM Maclovio Perez Jr.	81	9.46%	17	36	28

Governor

Vote For 1

	TOTAL	VOTE %	Absentee	Early Voting	Election Day
REP Greg Abbott	769	89.11%	36	313	420
DEM Beto O'Rourke	76	8.81%	15	33	28
LIB Mark Tippetts	12	1.39%	1	7	4
GRN Delilah Barrios	3	0.35%	0	2	1
Write-In Totals	3	0.35%	1	1	1
Write-In: Non Certified	2	0.23%	0	1	1
Write-In: Jacqueline Abernathy	1	0.12%	1	0	0
Not Assigned	0	0.00%	0	0	0

Lieutenant Governor

Vote For 1

	TOTAL	VOTE %	Absentee	Early Voting	Election Day
REP Dan Patrick	756	87.91%	35	308	413
DEM Mike Collier	90	10.47%	17	38	35
LIB Shanna Steele	14	1.63%	0	8	6

Attorney General

Vote For 1

	TOTAL	VOTE %	Absentee	Early Voting	Election Day
REP Ken Paxton	737	86.91%	35	305	397
DEM Rochelle Mercedes Garza	91	10.73%	17	38	36
LIB Mark Ash	20	2.36%	1	10	9

Comptroller of Public Accounts

Vote For 1

	TOTAL	VOTE %	Absentee	Early Voting	Election Day
REP Glenn Hegar	766	90.12%	37	315	414
DEM Janet T. Dudding	74	8.71%	15	31	28
LIB V. Alonzo Echevarria-Garza	10	1.18%	1	6	3

Precinct 329

Comm. General Land Office

Vote For 1

	TOTAL	VOTE %	Absentee	Early Voting	Election Day
REP Dawn Buckingham	749	89.17%	34	311	404
DEM Jay Kleberg	84	10.00%	17	36	31
GRN Alfred Molison, Jr.	6	0.71%	1	2	3
Write-In Totals	1	0.12%	1	0	0
Write-In: Carrie Evelyn Menger	1	0.12%	1	0	0
Not Assigned	0	0.00%	0	0	0

Commissioner of Agriculture

Vote For 1

	TOTAL	VOTE %	Absentee	Early Voting	Election Day
REP Sid Miller	759	89.72%	35	313	411
DEM Susan Hays	87	10.28%	17	39	31

Railroad Commissioner

Vote For 1

	TOTAL	VOTE %	Absentee	Early Voting	Election Day
REP Wayne Christian	740	87.37%	34	305	401
DEM Luke Warford	86	10.15%	18	36	32
LIB Jaime Andres Diez	13	1.53%	1	4	8
GRN Hunter Wayne Crow	8	0.94%	0	7	1

Justice, Supreme Ct. Pl. 3

Vote For 1

	TOTAL	VOTE %	Absentee	Early Voting	Election Day
REP Debra Lehrmann	750	89.07%	33	307	410
DEM Erin A. Nowell	82	9.74%	17	39	26
LIB Thomas Edward Oxford	10	1.19%	1	5	4

Justice, Supreme Ct. Pl. 5

Vote For 1

	TOTAL	VOTE %	Absentee	Early Voting	Election Day
REP Rebeca Huddle	750	89.82%	33	313	404
DEM Amanda Reichel	85	10.18%	18	34	33

Justice, Supreme Ct. Pl. 9

Vote For 1

	TOTAL	VOTE %	Absentee	Early Voting	Election Day
REP Evan Young	749	89.92%	33	311	405
DEM Julia Maldonado	84	10.08%	18	35	31

Precinct 329

Judge, Ct of Crim. Appeals, PI 5

Vote For 1

	TOTAL	VOTE %	Absentee	Early Voting	Election Day
REP Scott Walker	751	90.05%	33	309	409
DEM Dana Huffman	83	9.95%	19	35	29

Judge, Ct of Crim. Appeals, PI 6

Vote For 1

	TOTAL	VOTE %	Absentee	Early Voting	Election Day
REP Jesse F. McClure, III	757	90.77%	34	313	410
DEM Robert Johnson	77	9.23%	18	31	28

Member, State Board of Education, District 3

Vote For 1

	TOTAL	VOTE %	Absentee	Early Voting	Election Day
REP Ken Morrow	758	90.78%	35	313	410
DEM Marisa B. Perez-Diaz	77	9.22%	17	32	28

State Senator, District 18

Vote For 1

	TOTAL	VOTE %	Absentee	Early Voting	Election Day
REP Lois W. Kolkhorst	770	90.69%	36	316	418
DEM Josh Tutt	79	9.31%	14	34	31

Justice, 13th Court of Appeals District, Place 3

Vote For 1

	TOTAL	VOTE %	Absentee	Early Voting	Election Day
REP Aaron Pena	742	89.83%	33	306	403
DEM Leticia Hinojosa	84	10.17%	19	37	28

Precinct 430

Statistics	TOTAL	Absentee	Early Voting	Election Day
Registered Voters - Total	2,125			
Ballots Cast - Total	1,047	60	334	653

US Representative, Dist 27

Vote For 1	TOTAL	VOTE %	Absentee	Early Voting	Election Day
REP Michael Cloud	905	87.78%	46	280	579
DEM Maclovio Perez Jr.	126	12.22%	10	46	70

Governor

Vote For 1	TOTAL	VOTE %	Absentee	Early Voting	Election Day
REP Greg Abbott	906	86.78%	47	282	577
DEM Beto O'Rourke	131	12.55%	13	48	70
LIB Mark Tippetts	4	0.38%	0	2	2
GRN Delilah Barrios	3	0.29%	0	2	1
Write-In Totals	0	0.00%	0	0	0
Write-In: Jacqueline Abernathy	0	0.00%	0	0	0
Write-In: Non Certified	0	0.00%	0	0	0
Not Assigned	0	0.00%	0	0	0

Lieutenant Governor

Vote For 1	TOTAL	VOTE %	Absentee	Early Voting	Election Day
REP Dan Patrick	884	85.66%	44	275	565
DEM Mike Collier	135	13.08%	11	50	74
LIB Shanna Steele	13	1.26%	2	5	6

Attorney General

Vote For 1	TOTAL	VOTE %	Absentee	Early Voting	Election Day
REP Ken Paxton	866	84.57%	42	267	557
DEM Rochelle Mercedes Garza	140	13.67%	11	55	74
LIB Mark Ash	18	1.76%	1	6	11

Comptroller of Public Accounts

Vote For 1	TOTAL	VOTE %	Absentee	Early Voting	Election Day
REP Glenn Hegar	899	87.45%	47	276	576
DEM Janet T. Dudding	115	11.19%	10	46	59
LIB V. Alonzo Echevarria-Garza	14	1.36%	0	5	9

Precinct 430

Comm. General Land Office

Vote For 1

	TOTAL	VOTE %	Absentee	Early Voting	Election Day
REP Dawn Buckingham	893	87.46%	46	279	568
DEM Jay Kleberg	124	12.14%	11	45	68
GRN Alfred Molison, Jr.	4	0.39%	0	2	2
Write-In Totals	0	0.00%	0	0	0
Write-In: Carrie Evelyn Menger	0	0.00%	0	0	0
Not Assigned	0	0.00%	0	0	0

Commissioner of Agriculture

Vote For 1

	TOTAL	VOTE %	Absentee	Early Voting	Election Day
REP Sid Miller	885	87.19%	45	280	560
DEM Susan Hays	130	12.81%	11	45	74

Railroad Commissioner

Vote For 1

	TOTAL	VOTE %	Absentee	Early Voting	Election Day
REP Wayne Christian	883	86.82%	44	277	562
DEM Luke Warford	116	11.41%	11	43	62
LIB Jaime Andres Diez	13	1.28%	1	4	8
GRN Hunter Wayne Crow	5	0.49%	0	3	2

Justice, Supreme Ct. PI. 3

Vote For 1

	TOTAL	VOTE %	Absentee	Early Voting	Election Day
REP Debra Lehrmann	892	87.37%	46	279	567
DEM Erin A. Nowell	116	11.36%	11	43	62
LIB Thomas Edward Oxford	13	1.27%	1	7	5

Justice, Supreme Ct. PI. 5

Vote For 1

	TOTAL	VOTE %	Absentee	Early Voting	Election Day
REP Rebeca Huddle	894	88.17%	46	278	570
DEM Amanda Reichel	120	11.83%	11	45	64

Justice, Supreme Ct. PI. 9

Vote For 1

	TOTAL	VOTE %	Absentee	Early Voting	Election Day
REP Evan Young	888	88.18%	46	278	564
DEM Julia Maldonado	119	11.82%	11	44	64

Precinct 430

Judge, Ct of Crim. Appeals, PI 5

Vote For 1

	TOTAL	VOTE %	Absentee	Early Voting	Election Day
REP Scott Walker	886	87.98%	46	276	564
DEM Dana Huffman	121	12.02%	11	45	65

Judge, Ct of Crim. Appeals, PI 6

Vote For 1

	TOTAL	VOTE %	Absentee	Early Voting	Election Day
REP Jesse F. McClure, III	891	88.31%	44	280	567
DEM Robert Johnson	118	11.69%	12	42	64

Member, State Board of Education, District 3

Vote For 1

	TOTAL	VOTE %	Absentee	Early Voting	Election Day
REP Ken Morrow	886	87.55%	46	278	562
DEM Marisa B. Perez-Diaz	126	12.45%	11	45	70

State Senator, District 18

Vote For 1

	TOTAL	VOTE %	Absentee	Early Voting	Election Day
REP Lois W. Kolkhorst	906	88.48%	46	280	580
DEM Josh Tutt	118	11.52%	11	45	62

Justice, 13th Court of Appeals District, Place 3

Vote For 1

	TOTAL	VOTE %	Absentee	Early Voting	Election Day
REP Aaron Pena	878	87.28%	45	274	559
DEM Leticia Hinojosa	128	12.72%	12	51	65

Precinct 231

Statistics

	TOTAL	Absentee	Early Voting	Election Day
Registered Voters - Total	1,495			
Ballots Cast - Total	958	72	644	242

US Representative, Dist 27

Vote For 1

	TOTAL	VOTE %	Absentee	Early Voting	Election Day
REP Michael Cloud	855	90.29%	54	586	215
DEM Maclovio Perez Jr.	92	9.71%	18	50	24

Governor

Vote For 1

	TOTAL	VOTE %	Absentee	Early Voting	Election Day
REP Greg Abbott	853	89.13%	54	587	212
DEM Beto O'Rourke	94	9.82%	17	51	26
LIB Mark Tippetts	3	0.31%	0	1	2
GRN Delilah Barrios	4	0.42%	1	3	0
Write-In Totals	3	0.31%	0	2	1
Write-In: Non Certified	2	0.21%	0	1	1
Write-In: Jacqueline Abernathy	1	0.10%	0	1	0
Not Assigned	0	0.00%	0	0	0

Lieutenant Governor

Vote For 1

	TOTAL	VOTE %	Absentee	Early Voting	Election Day
REP Dan Patrick	833	87.96%	48	576	209
DEM Mike Collier	108	11.40%	22	60	26
LIB Shanna Steele	6	0.63%	1	2	3

Attorney General

Vote For 1

	TOTAL	VOTE %	Absentee	Early Voting	Election Day
REP Ken Paxton	829	88.38%	48	572	209
DEM Rochelle Mercedes Garza	100	10.66%	22	56	22
LIB Mark Ash	9	0.96%	1	4	4

Comptroller of Public Accounts

Vote For 1

	TOTAL	VOTE %	Absentee	Early Voting	Election Day
REP Glenn Hegar	842	89.57%	48	580	214
DEM Janet T. Dudding	95	10.11%	23	49	23
LIB V. Alonzo Echevarria-Garza	3	0.32%	0	2	1

Precinct 231

Comm. General Land Office

Vote For 1

	TOTAL	VOTE %	Absentee	Early Voting	Election Day
REP Dawn Buckingham	830	88.68%	48	573	209
DEM Jay Kleberg	102	10.90%	23	55	24
GRN Alfred Molison, Jr.	3	0.32%	0	2	1
Write-In Totals	1	0.11%	0	1	0
Write-In: Carrie Evelyn Menger	1	0.11%	0	1	0
Not Assigned	0	0.00%	0	0	0

Commissioner of Agriculture

Vote For 1

	TOTAL	VOTE %	Absentee	Early Voting	Election Day
REP Sid Miller	828	89.13%	47	575	206
DEM Susan Hays	101	10.87%	23	53	25

Railroad Commissioner

Vote For 1

	TOTAL	VOTE %	Absentee	Early Voting	Election Day
REP Wayne Christian	824	88.51%	45	572	207
DEM Luke Warford	92	9.88%	24	48	20
LIB Jaime Andres Diez	11	1.18%	1	7	3
GRN Hunter Wayne Crow	4	0.43%	0	4	0

Justice, Supreme Ct. Pl. 3

Vote For 1

	TOTAL	VOTE %	Absentee	Early Voting	Election Day
REP Debra Lehrmann	837	89.42%	48	575	214
DEM Erin A. Nowell	94	10.04%	22	53	19
LIB Thomas Edward Oxford	5	0.53%	1	3	1

Justice, Supreme Ct. Pl. 5

Vote For 1

	TOTAL	VOTE %	Absentee	Early Voting	Election Day
REP Rebeca Huddle	835	89.50%	51	575	209
DEM Amanda Reichel	98	10.50%	20	55	23

Justice, Supreme Ct. Pl. 9

Vote For 1

	TOTAL	VOTE %	Absentee	Early Voting	Election Day
REP Evan Young	832	89.27%	48	574	210
DEM Julia Maldonado	100	10.73%	22	55	23

Precinct 231

Judge, Ct of Crim. Appeals, PI 5

Vote For 1

	TOTAL	VOTE %	Absentee	Early Voting	Election Day
REP Scott Walker	832	89.46%	48	576	208
DEM Dana Huffman	98	10.54%	22	52	24

Judge, Ct of Crim. Appeals, PI 6

Vote For 1

	TOTAL	VOTE %	Absentee	Early Voting	Election Day
REP Jesse F. McClure, III	832	89.85%	48	573	211
DEM Robert Johnson	94	10.15%	21	52	21

Member, State Board of Education, District 3

Vote For 1

	TOTAL	VOTE %	Absentee	Early Voting	Election Day
REP Ken Morrow	829	89.24%	50	572	207
DEM Marisa B. Perez-Diaz	100	10.76%	20	56	24

State Senator, District 18

Vote For 1

	TOTAL	VOTE %	Absentee	Early Voting	Election Day
REP Lois W. Kolkhorst	849	90.90%	50	584	215
DEM Josh Tutt	85	9.10%	18	47	20

Justice, 13th Court of Appeals District, Place 3

Vote For 1

	TOTAL	VOTE %	Absentee	Early Voting	Election Day
REP Aaron Pena	822	89.44%	48	569	205
DEM Leticia Hinojosa	97	10.56%	21	52	24